




SIRIUS

powered by **ELiN**



ELNSM48M-HC-HV-N Series



TOPCON PV MODULE MBB HC BIFACIAL 605 - 630W

Bifacial N Type Glass Backsheet Series

Sirius redefined the high-efficiency module series by integrating 182*210 mm silicon wafers with multi-busbar and half-cutcell technologies. Sirius combined creative technology with 182*210 mm N Type module. This caused effectively and extremely improved the module efficiency and power output.

KEY FEATURES



With the composite frame, lower carbon footprint, severe weather endurance, enhanced PID protection and exceptional corrosion shielding.
(These features are only valid when the composite frame is used.)



Less mismatch to get more power.



Less power loss by minimizing the shading impact.



Competitive low light performance.



SMBB Technology
Better light trapping and current collection to improve module power output and reliability.



In stringent environment condition:
• Sand, acid, salt and hailstones
• 2400pa wind load and 5400pa snow load.
• PID free



3 times EL test to ensure best quality

QUALITY SYSTEM

ISO 9001:2015 / Quality Management System
ISO 14001:2015 / Environmental Management System
ISO 45001: 2018 / Occupation Health Safety Management System
ISO 50001:2018 / Energy Management System
ISO 27001:2013 / Information Security Management System
ISO 10002:2018 / Customer Satisfaction Management System
ISO 37001:2016 / Anti-bribery Management Systems
ISO 26001:2021 / Social Responsibility Management System

PRODUCT CERTIFICATION



IEC 61215 / 61730 , IEC 62804 (PID)
TS EN 61215 , TS EN 61730
UL 61730-1 , UL 61730-2

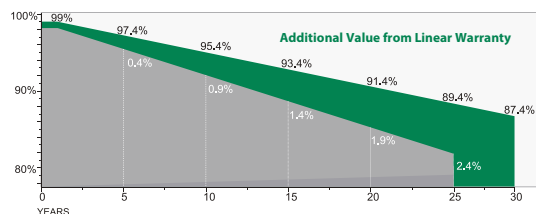
WARRANTY



25 UP TO
Guarantee On Product



30 YEARS
Linear Power Output Warranty



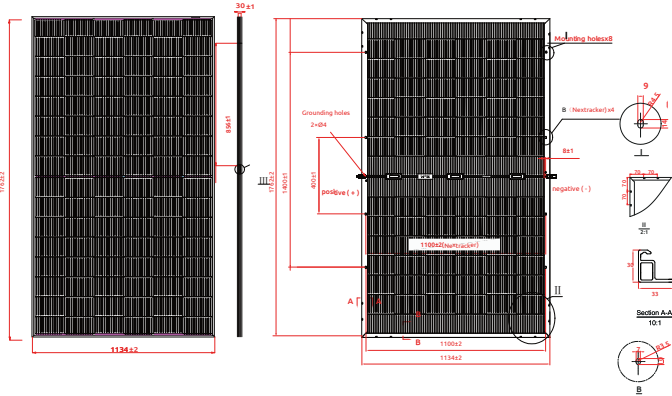


SIRIUS

powered by **ELiN**



ELNSM66M-HC-HV-N Series



MECHANICAL SPECIFICATIONS

External Dimension	2382 x 1134 x 35 mm
Weight	29 kg
Solar Cells	Topcon 182 x 105 mm (132 pcs)
Glass	3.2 mm AR coating semi tempered glass, low iron
Frame*	Composite (Black)
Junction Box	IP68,3 diodes
Output Cables**	4.0 mm ² (IEC), 12 AWG (UL)
Cable Length	350 mm (+) / 350 mm (-) or Customized Length
Packing Configuration	36pcs / Pallet, 720pcs / 20Pallet / 40'Container

*The frame is constructed from composite materials. If an aluminum frame is selected, it can be customized as silver/black.

**Output cable lengths should be specified at the time of order.

ELECTRICAL SPECIFICATIONS (STC)

Module Type : ELNSM66M-HC-HV-N

Maximum Power -P _{mp} (W)	605	610	615	620	625	630
Maximum Power Voltage -V _{mp} (V)	40.65V	40.85V	41.05V	41.25V	41.45V	41.65V
Maximum Power Current -I _{mp} (A)	14.89A	14.94A	14.99A	15.04A	15.09A	15.14A
Open Circuit Voltage -V _{oc} (V)	47.60V	47.80V	48.00V	48.20V	48.40V	48.60V
Short Circuit Current -I _{sc} (A)	15.80A	15.85A	15.90A	15.95A	16.00A	16.05A
Module Efficiency STC-η _m (%)	22.40%	22.60%	22.80%	22.90%	23.10%	23.30%

ELECTRICAL SPECIFICATIONS (NOCT)

Module Type : ELNSM66M-HC-HV-N

Maximum Power -P _{mp} (W)	454	458	461	465	469	473
Maximum Power Voltage -V _{mp} (V)	37.85V	38.03V	38.22V	38.40V	38.59V	38.78V
Maximum Power Current -I _{mp} (A)	12.00A	12.04A	12.08A	12.12A	12.16A	12.20A
Open Circuit Voltage -V _{oc} (V)	46.27V	46.46V	46.66V	46.85V	47.04V	47.24V
Short Circuit Current -I _{sc} (A)	12.64A	12.68A	12.72A	12.76A	12.80A	12.84A

REAR SIDE POWER (ELNSM66M-HC-HV)

Module Type : ELNSM66M-HC-HV-N

Power Gain	10%	10%	10%	10%	10%	10%
Maximum Power -P _{mp} (W)	654	660	665	670	676	681
Open Circuit Voltage -V _{oc} (V)	47.60	47.80	48.00	48.20	48.40	48.60
Short Circuit Current -I _{sc} (A)	17.01	17.08	17.18	17.23	17.29	17.33
Maximum Power Voltage -V _{mp} (V)	40.65	40.85	41.05	41.25	41.45	41.65
Maximum Power Current -I _{mp} (A)	16.09	16.16	16.20	16.24	16.31	16.35

TEMPERATURE PARAMETERS

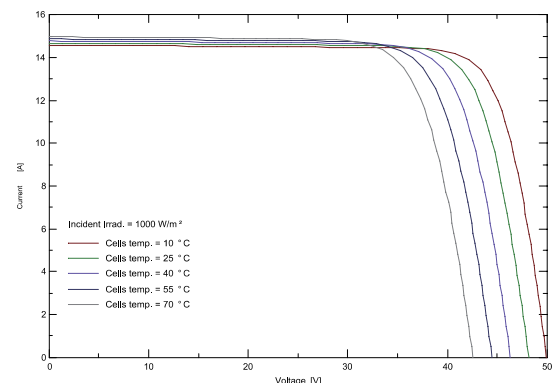
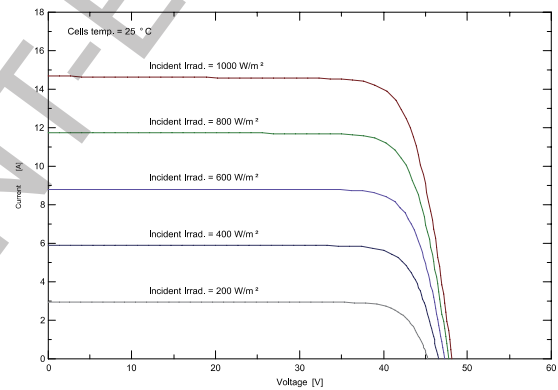
Power Tolerance(W)	(0, +4.99)
P _{max} Temperature Coefficient	-0.29 % / °C
V _{oc} Temperature Coefficient	-0.25 % / °C
I _{sc} Temperature Coefficient	+0.046 % / °C

* Measurement Tolerance +/- 3%
STC: Irradiance 1000 W/m² module temperature 25°C AM=1.5
NOCT: Irradiance 800W / m², Ambient Temperature 20 °C, AM = 1.5, Wind Speed 1m/s

APPLICATION CONDITIONS

Maximum System Voltage	1500V DC
Maximum Series Fuse Rating	30 A
Operating Temperature	45+2°C
Nominal Operating Cell Temperature	-40~+85°C
Bifaciality	80%±5%
Mechanical Load	Front side 5400 Pa / Back side 2400 Pa
Fire Performance	UL Type 29/ Class C

I - V CURVE



ELiN A.Ş. reserves the right to change the technical specifications and design data in the catalog without prior notice.
Made in Türkiye.